



## What we will cover.....

Hints and tips for  
putting together a  
successful Project

How the Project  
qualification is  
being integrated  
into the Diploma

Planning Activity

## Project / Extended Project

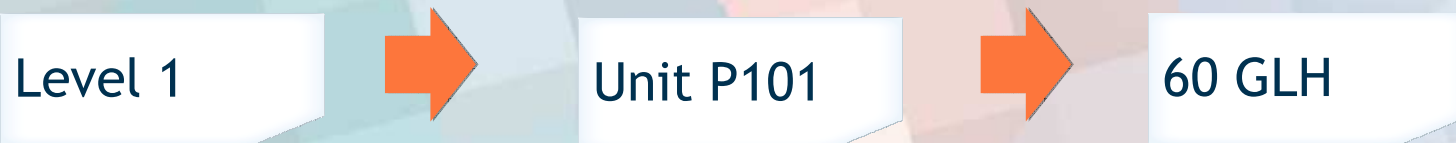
An opportunity to extend learning in an area of study and aid progression

Learners will be assessed on their ability to plan, manage, complete and review their project

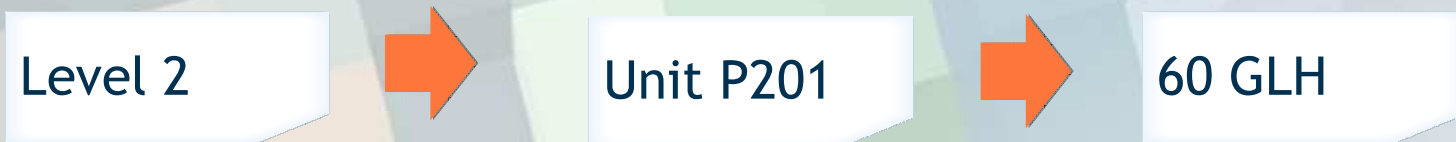
Assessed by a tutor assessor and externally monitored by Edexcel

## Project

### Foundation Project



### Higher Project



*It is recommended that 20 GLH are in the form of a taught course*


## Extended Project

### Extended Project Level 3



*It is recommended that 40 GLH are in the form of a taught course*

## FIRST steps to a successful project



**F**ocused objectives  
**I**ndependent learning  
**R**esearch base  
**S**tructured outcomes  
**T**hinking skills

**Dissertation -  
Research Question**


**Investigation -  
Research  
Question/Hypothesis**

**Project  
Types**

**Performance -  
Commission**

**Artefact - Design  
Brief**

## Project Proposal Form (PPF)

- 
- The student's choice of question/hypothesis/commission or brief
  - A rationale for the project
  - Identification of skills
  - Objectives
  - Activities
  - Resources

## Successful Project Proposals

- ✓ A clear focus for the Project
- ✓ Ownership of project objectives by the learner
- ✓ Careful thought, research, drafting and redrafting at the Project Proposal (PPF) stage
- ✓ Link to the learner's aspirations for future work or study

## Useful Questions...



- ? Is there research material which can be accessed by the learner?
- ? Is the project sustainable over a significant period of time?
- ? Does the project extend the topic or subject area in a creative way?
- ? Is the project at all interesting to the learner or anyone else?
- ? Does the project give an opportunity for the development of a personal perspective?
- ? Is there a central (controversial) issue or question the learner can respond to?

## Sharing Outcome

### Level 1 & 2



Learners share the outcome of their project with others

### Level 3

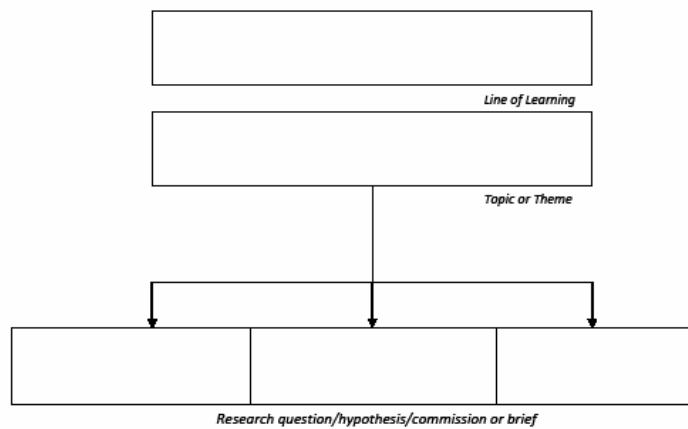


Learners give a presentation, a succinct summary of the main features and an evaluation of the project

## Planning Activity

- Distillation of a broad theme into a specific question/hypothesis/commission or brief
- Identifying tasks and activities that will produce evidence linked to specific assessment objectives.

Project & Extended Project Planning Activity



Tasks and Activities	Evidence Produced	AO1	A02	A03	A04

Notes:

# Assessment Objectives

**A01 – Manage**

**A02 – Use Resources**

**A03 – Develop and Realise**

**A04 – Review**

*+1 available for each assessment objective as an additional mark at levels 1 and 2*



## Sample Project Titles

Is it ethical to genetically engineer babies for designer purpose?

Can you believe in God and The Big Bang?

How can live performance engage an audience in the current technological age?

What role does comedy have in serious culture?

Is the only aim of business to make maximum profit?


Is Wi-Fi safe?

What are the long term health effects of binge drinking?

Erosion and Decay - produce a series of images based on this theme?

Devise a performance piece that includes features of the currently popular horror genre.

## Further Guidance

- 
- ✓ Examiner's Report
  - ✓ Moderation Guidance - *Administrative Instructions for Centres*
  - ✓ Teacher's Guide
  - ✓ Specification - *Units and Guidance*
  - ✓ Ask the Expert
  - ✓ Recently Published Resources:
    - ➔ *Student Guide & Teacher Resource Disk*